


## Fuse modular terminal block - UT 4-L/HESILED 60 (5X20) - 3214367

Please be informed that the data shown in this PDF Document is generated from our Online Catalog. Please find the complete data in the user's documentation. Our General Terms of Use for Downloads are valid (<http://phoenixcontact.com/download>)



Fuse modular terminal block, Connection method: Screw connection, Cross section: 0.14 mm<sup>2</sup>- 4 mm<sup>2</sup>, AWG: 26 - 10, Nominal current: 30 A, Nominal voltage: 500 V, Width: 6.2 mm, Fuse type: G / 5 x 20, Fuse type: Glass, Mounting type: NS 35/7,5, NS 35/15, Color: black

The figure shows the standard item with PE connection

### Product Features



### Key commercial data

Packing unit	1 pc
Minimum order quantity	50 pc
Weight per Piece (excluding packing)	32.8 GRM
Custom tariff number	85369085
Country of origin	Poland

### Technical data

#### General

Note	The current is determined by the fuse used, the voltage by the selected LED. If the fuse is faulty, the downstream circuit will not be disconnected.
Number of levels	3
Number of connections	4
Color	black
Insulating material	PA
Inflammability class according to UL 94	V0
Fuse	G / 5 x 20
Fuse type	Glass
Rated surge voltage	6 kV
Pollution degree	3

## Fuse modular terminal block - UT 4-L/HESILED 60 (5X20) - 3214367

### Technical data

#### General

Surge voltage category	III
Insulating material group	I
Maximum power dissipation	max. 1.6 W (With single arrangement of the fuse terminal block in the event of overload)
LED voltage range	30 V AC ... 60 V AC
LED current range	0.4 mA ... 0.86 mA
Connection in acc. with standard	IEC 60947-7-2/IEC 60947-7-3
Current	36 A
Additional text	the current is determined by the fuse used
Nominal current $I_N$	30 A
Nominal voltage $U_N$	500 V
Maximum load current (upper level)	6.3 A
Additional text	the current is determined by the fuse used
Connection in acc. with standard	IEC 60947-7-2/IEC 60947-7-3
Nominal current $I_N$ (upper level)	6.3 A
Nominal voltage $U_N$	60 V
Open side panel	nein

#### Dimensions

Width	6.2 mm
Length	92.7 mm
Height NS 35/7,5	88.9 mm
Height NS 35/15	96.4 mm

#### Connection data

Conductor cross section solid min.	0.14 mm <sup>2</sup>
Conductor cross section solid max.	4 mm <sup>2</sup>
Conductor cross section flexible min.	0.14 mm <sup>2</sup>
Conductor cross section flexible max.	4 mm <sup>2</sup>
Conductor cross section AWG/kcmil min.	26
Conductor cross section AWG/kcmil max	10
Conductor cross section flexible, with ferrule without plastic sleeve min.	0.14 mm <sup>2</sup>
Conductor cross section stranded, with ferrule without plastic sleeve max.	4 mm <sup>2</sup>
Conductor cross section flexible, with ferrule with plastic sleeve min.	0.14 mm <sup>2</sup>
Conductor cross section flexible, with ferrule with plastic sleeve max.	4 mm <sup>2</sup>
2 conductors with same cross section, solid min.	0.14 mm <sup>2</sup>
2 conductors with same cross section, solid max.	1.5 mm <sup>2</sup>
2 conductors with same cross section, stranded min.	0.14 mm <sup>2</sup>

# Fuse modular terminal block - UT 4-L/HESILED 60 (5X20) - 3214367

## Technical data

### Connection data

2 conductors with same cross section, stranded max.	1.5 mm <sup>2</sup>
2 conductors with same cross section, stranded, ferrules without plastic sleeve, min.	0.14 mm <sup>2</sup>
2 conductors with same cross section, stranded, ferrules without plastic sleeve, max.	1.5 mm <sup>2</sup>
2 conductors with same cross section, stranded, TWIN ferrules with plastic sleeve, min.	0.5 mm <sup>2</sup>
2 conductors with same cross section, stranded, TWIN ferrules with plastic sleeve, max.	1.5 mm <sup>2</sup>
Connection method	Screw connection
Stripping length	9 mm
Internal cylindrical gage	A4
Screw thread	M3
Tightening torque, min	0.6 Nm
Tightening torque max	0.8 Nm

## Classifications

### eCl@ss

eCl@ss 5.1	27141116
eCl@ss 6.0	27141116
eCl@ss 8.0	27141116

### ETIM

ETIM 4.0	EC000899
ETIM 5.0	EC000899

## Approvals

### Approvals

---

#### Approvals

UL Recognized / cUL Recognized / cULus Recognized

---

#### Ex Approvals


---


#### Approvals submitted

# Fuse modular terminal block - UT 4-L/HESILED 60 (5X20) - 3214367

## Approvals

### Approval details

UL Recognized 			
		B	C
mm <sup>2</sup> /AWG/kcmil	26-10	26-10	
Nominal current I <sub>N</sub>	16 A	16 A	
Nominal voltage U <sub>N</sub>	300 V	300 V	

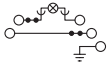
cUL Recognized 			
		B	C
mm <sup>2</sup> /AWG/kcmil	26-10	26-10	
Nominal current I <sub>N</sub>	16 A	16 A	
Nominal voltage U <sub>N</sub>	300 V	300 V	

cULus Recognized 			
--	--	--	--

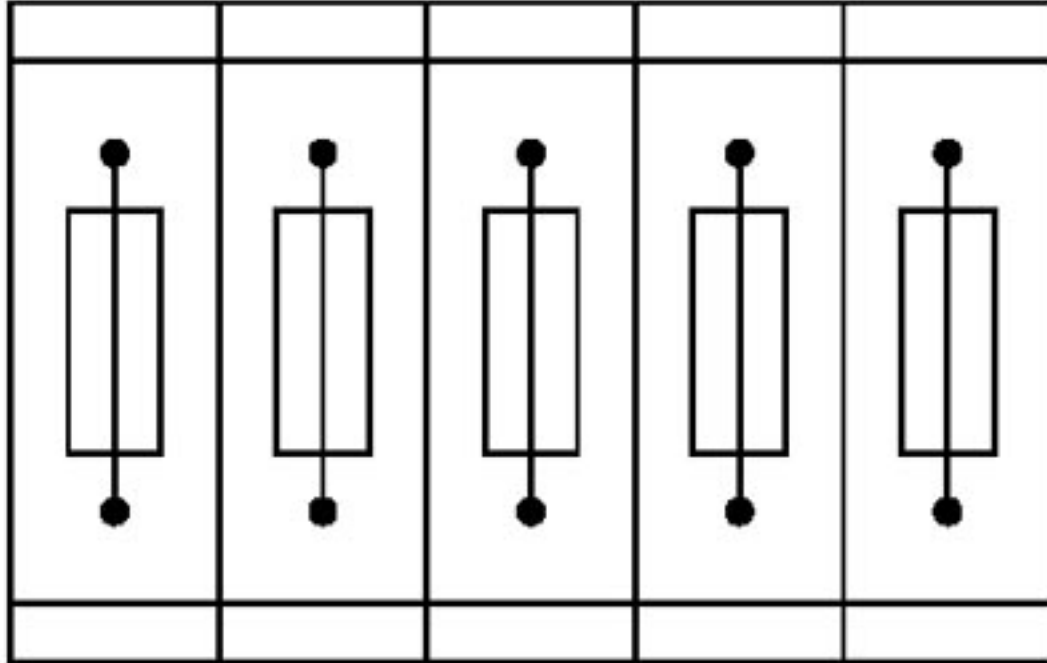
## Drawings

# Fuse modular terminal block - UT 4-L/HESILED 60 (5X20) - 3214367

Circuit diagram



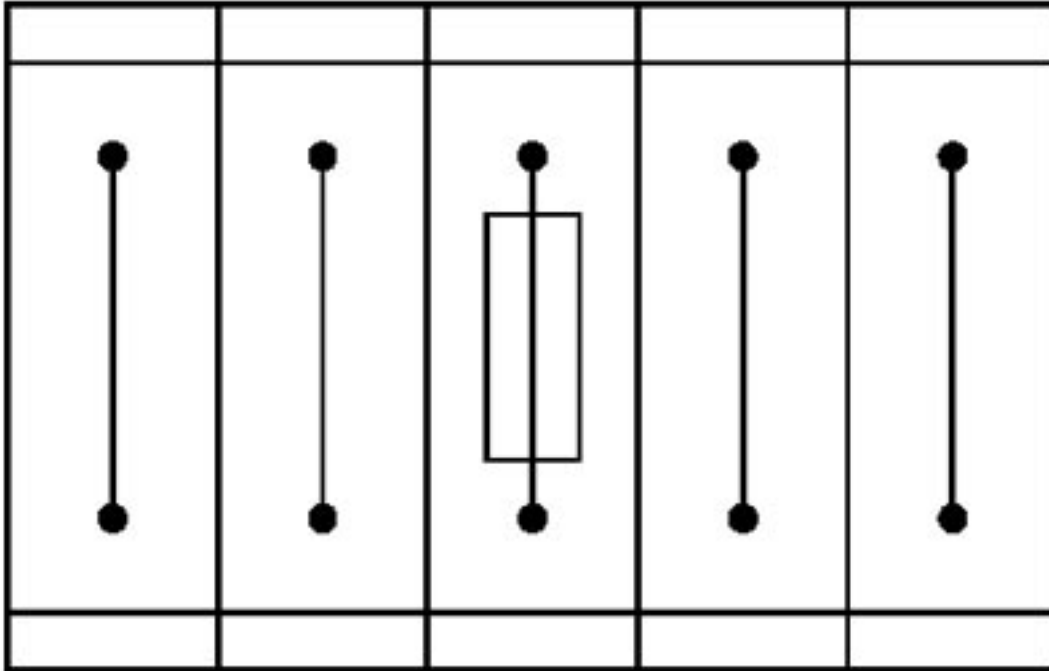
Application drawing



Fuse terminal blocks in interconnected arrangement, block consisting of 5 fuse terminal blocks

## Fuse modular terminal block - UT 4-L/HESILED 60 (5X20) - 3214367

Application drawing



Fuse terminal block in single arrangement,  
block consisting of one fuse terminal block and 4 feed-through terminal blocks